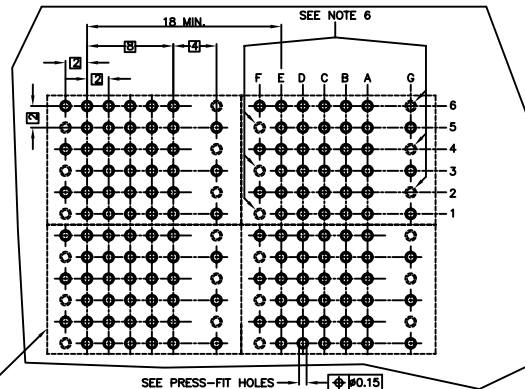
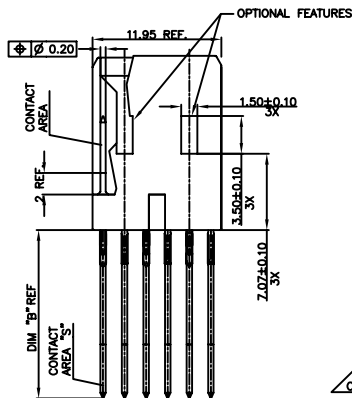
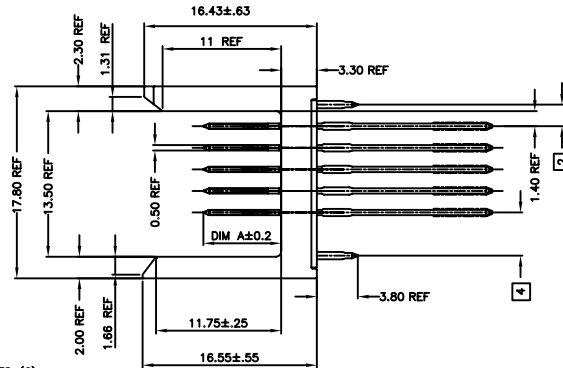
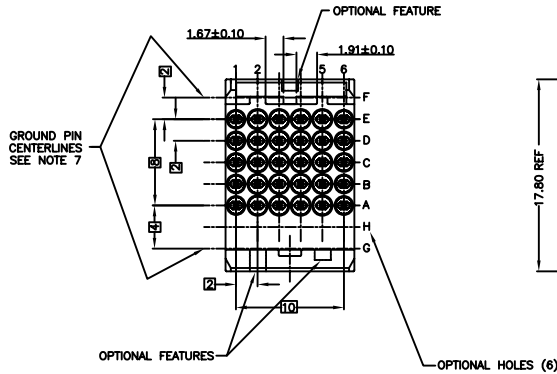


PRODUCT NUMBER
70437-XY
70437-XYLF



REQUIRED PC BOARD LAYOUT  
COMPONENT SIDE  
SEE PRINT 58351 FOR  
ADDITIONAL PCB INFORMATION

NOTES:

- FOR DIM "A", AND "B" SEE SHEET 2
- BODY MAT'L: ZINC ALLOY
- PIN MAT'L: PHOSPHOR BRONZE.
- CONTACT AREA "S" ONLY FOR REAR PLUG-UP
- PLATING ON PRESSFIT AREA: -XYX IS SnPb  
-XYLF IS Sn (LEAD FREE)
- THESE HOLES ARE NEEDED WHEN USING AN EE SHROUD, i.e., 70438-111.
- GROUND PINS IN POSITIONS F2, F4, F6, G1, G3, AND G5.
- DIM "A" AFTER ASSEMBLY TO BOARDS.
- THE PRODUCTS WHERE THE PART NUMBER ENDS IN LF MEET THE EUROPEAN UNION DIRECTIVES AND OTHER COUNTRY REGULATIONS AS DESCRIBED IN GS-22-008.
- THESE PRODUCTS WILL NOT WITHSTAND WAVE SOLDER OR REFLOW OPERATIONS.
- FOR LEAD FREE PART NUMBERS, ADD AN 'LF' SUFFIX. EXAMPLE: 70437-X11LF.

PLATING IN CONTACT AREA	
DASH NUMBER	PERFORMANCE LEVEL
-1YY	TELCORDIA CO
-2YY	TELECOM CLASS
-3YY	IEC CLASS 1
-5YY	TELCORDIA UE
-9YY	0.76µm GXT
-1YYLF	TELCORDIA CO
-2YYLF	TELECOM CLASS
-3YYLF	IEC CLASS 1
-5YYLF	TELCORDIA UE
-9YYLF	0.76µm GXT

mat'l. code		surface ASME Y14.5 ✓ tolerance unless otherwise specified		tolerance ASME Y14.5		projection MM		product family METRAL (tm)	
ltr	ecn no	dr	date	angles	tol	scale	1:1	title 5 ROW P.F. HEADER HOUSING ASSEMBLY - EE	
K	V00701	JWS	200-02-24		X #3			dwg no 70437	
L	V11860	CGD	2001-07-12		XX ±.13			sheet 1 of 2	
M	V05-0575	DAI	2005-08-08	0° ±2'	XXX ±.051			size A4	
N	V06-0606	JRV	2006-06-21	dr	S. STONER	1995-03-07		type CUSTOMER Drawing	
				engr	R. DOUTRICH	1995-03-07			
				chr	S. STONER	1995-03-07			
				appd	S. STONER	1995-03-07			
sheet index	revision sheet	N	N						
		1	2						



PRODUCT NUMBER	ROW	DIM"A"	DIM"B"
70437-X11 NOTE 10 LEAD FREE OPTION	E	6.50	4.30
	D	6.50	4.30
	C	6.50	4.30
	B	6.50	4.30
	A	6.50	4.30
70437-X12 NOTE 10 LEAD FREE OPTION	E	5.75	4.30
	D	5.75	4.30
	C	5.75	4.30
	B	5.75	4.30
	A	7.25	4.30
70437-X13 NOTE 10 LEAD FREE OPTION	E	5.75	4.30
	D	5.00	4.30
	C	5.75	4.30
	B	5.75	4.30
	A	6.50	4.30
70437-X14 NOTE 10 LEAD FREE OPTION	E	5.75	4.30
	D	5.75	4.30
	C	7.25	4.30
	B	5.75	4.30
	A	5.75	4.30
70437-X16 NOTE 10 LEAD FREE OPTION	E	5.75	4.30
	D	5.75	4.30
	C	5.75	4.30
	B	5.75	4.30
	A	5.75	4.30
70437-X17 NOTE 10 LEAD FREE OPTION	E	8.00	4.30
	D	8.00	4.30
	C	8.00	4.30
	B	8.00	4.30
	A	8.00	4.30
70437-X18 NOTE 10 LEAD FREE OPTION	E	5.00	4.30
	D	5.00	4.30
	C	5.00	4.30
	B	5.00	4.30
	A	5.00	4.30
70437-X19 NOTE 10 LEAD FREE OPTION	E	6.50	4.30
	D	6.50	4.30
	C	6.50	4.30
	B	8.00	4.30
	A	6.50	4.30
70437-X20 NOTE 10 LEAD FREE OPTION	E	6.50	4.30
	D	6.50	4.30
	C	6.50	4.30
	B	6.50	4.30
	A	7.25	4.30

NO REAR PLUG-UP

PRODUCT NUMBER	ROW	DIM"A"	DIM"B"
70437-X21 NOTE 10 LEAD FREE OPTION	E	6.50	13.60
	D	6.50	13.60
	C	6.50	13.60
	B	6.50	13.60
	A	6.50	13.60
70437-X22 NOTE 10 LEAD FREE OPTION	E	5.75	13.60
	D	5.75	13.60
	C	5.75	13.60
	B	5.75	13.60
	A	7.25	13.60
70437-X23 NOTE 10 LEAD FREE OPTION	E	5.75	13.60
	D	5.00	13.60
	C	5.75	13.60
	B	5.75	13.60
	A	6.50	13.60
70437-X24 NOTE 10 LEAD FREE OPTION	E	5.75	13.60
	D	5.75	13.60
	C	7.25	13.60
	B	5.75	13.60
	A	5.75	13.60
70437-X26 NOTE 10 LEAD FREE OPTION	E	5.75	13.60
	D	5.75	13.60
	C	5.75	13.60
	B	5.75	13.60
	A	5.75	13.60
70437-X27 NOTE 10 LEAD FREE OPTION	E	8.00	13.60
	D	8.00	13.60
	C	8.00	13.60
	B	8.00	13.60
	A	8.00	13.60
70437-X28 NOTE 10 LEAD FREE OPTION	E	5.00	13.60
	D	5.00	13.60
	C	5.00	13.60
	B	5.00	13.60
	A	5.00	13.60
70437-X29 NOTE 10 LEAD FREE OPTION	E	6.50	13.60
	D	6.50	13.60
	C	6.50	13.60
	B	8.00	13.60
	A	6.50	13.60
70437-X30 NOTE 10 LEAD FREE OPTION	E	6.50	13.60
	D	6.50	13.60
	C	6.50	13.60
	B	6.50	13.60
	A	7.25	13.60

REAR PLUG-UP  
OR WIRE WRAP

PRODUCT NUMBER	ROW	DIM"A"	DIM"B"
70437-X31 NOTE 10 LEAD FREE OPTION	E	6.50	17.00
	D	6.50	17.00
	C	6.50	17.00
	B	6.50	17.00
	A	6.50	17.00
70437-X32 NOTE 10 LEAD FREE OPTION	E	5.75	17.00
	D	5.75	17.00
	C	5.75	17.00
	B	5.75	17.00
	A	7.25	17.00
70437-X33 NOTE 10 LEAD FREE OPTION	E	5.75	17.00
	D	5.00	17.00
	C	5.75	17.00
	B	5.75	17.00
	A	6.50	17.00
70437-X34 NOTE 10 LEAD FREE OPTION	E	5.75	17.00
	D	5.75	17.00
	C	7.25	17.00
	B	5.75	17.00
	A	5.75	17.00
70437-X36 NOTE 10 LEAD FREE OPTION	E	5.75	17.00
	D	5.75	17.00
	C	5.75	17.00
	B	5.75	17.00
	A	5.75	17.00
70437-X37 NOTE 10 LEAD FREE OPTION	E	8.00	17.00
	D	8.00	17.00
	C	8.00	17.00
	B	8.00	17.00
	A	8.00	17.00
70437-X38 NOTE 10 LEAD FREE OPTION	E	5.00	17.00
	D	5.00	17.00
	C	5.00	17.00
	B	5.00	17.00
	A	5.00	17.00
70437-X39 NOTE 10 LEAD FREE OPTION	E	6.50	17.00
	D	6.50	17.00
	C	6.50	17.00
	B	8.00	17.00
	A	6.50	17.00
70437-X40 NOTE 10 LEAD FREE OPTION	E	6.50	17.00
	D	6.50	17.00
	C	6.50	17.00
	B	6.50	17.00
	A	7.25	17.00

REAR PLUG-UP  
AND WIRE WRAP

mat'l. code		surface ASME Y14.5		tolerance ASME Y14.5		projection 		product family METRAL (tm)	
ltr	ecr no	dr	date	tolerances unless otherwise specified				title 5 ROW P.F. HEADER HOUSING ASSEMBLY - EE	
N				angles	X #3	scale 1:1		dwg no	
				0° ±2'	XX ±.18			sheet 2 of	
					XXX ±.051			size	
				dr	S. STONER 1995-03-07			70437	
				engr	R. DOUTRICH 1995-03-07			A4	
				chr	S. STONER 1995-03-07			type	
				appd	S. STONER 1995-03-07			CUSTOMER Drawing	
sheet index	revision sheet								